

dopamine

la dopamina nasce nel movimento, nei sentieri immersi nella natura, nei viaggi verso l'altrove. La collezione ne cattura l'essenza: forme morbide, asimmetrie intrecciate, echi di piante esotiche. Un richiamo discreto al sole del sud, per portare armonia e meraviglia negli spazi di ogni giorno.

ALEXEY DANILIN

dopamine is born in movement, in paths immersed in nature, in journeys to the elsewhere. The collection captures its essence: soft shapes, interwoven asymmetries, echoes of exotic plants. A discreet call to the southern sun, to bring harmony and wonder to everyday spaces.


ALEXEY DANILIN

Dopamine Project S6+2



Dopamine Project S6+2





Dopamine S8+3

Dopamine S2 Dopamine S1






RAL 6034
Turquoise



RAL 1019
Cappuccino



RAL 6019
Green



RAL Special
Oro Damian



RAL 9005
Opaque black



RAL 2010
Orange

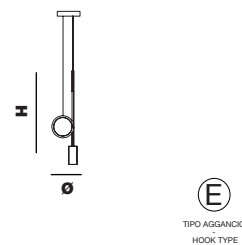


RAL 3015
Baby pink



Dopamine wall lamp



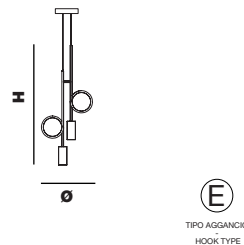


DOPAMINE S1

Ø 17 cm | 6,69"
H 62 cm | 24,40"

1 GU10 PAR 16 bulb x max 4W - 3000°K - 220 Vdc

Metal box Ø: 120 mm | 47,24" **H:** 30 mm | 1,81"

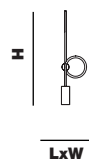


DOPAMINE S2

Ø 35 cm | 13,77"
H 80 cm | 31,49"

2 GU10 PAR 16 bulb x max 4W - 3000°K - 220 Vdc
Dimmable: no

Metal box Ø: 120 mm | 47,24" **H:** 30 mm | 1,81"

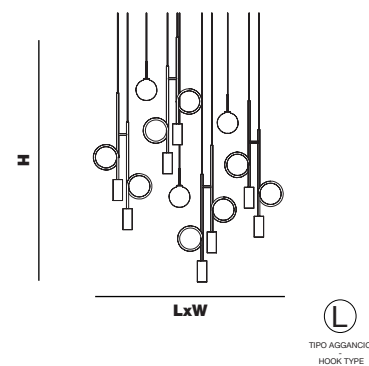


DOPAMINE WALL LAMP

LxW 17x11 cm | 6,69 x 4,33"
H 62 cm | 24,40"

1 GU10 PAR 16 bulb x max 4W - 3000°K - 220 Vdc
Dimmable: no

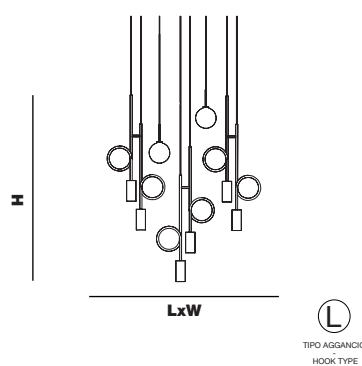
LxW



DOPAMINE PROJECT S8+3

LxW 110 x 25 cm | 43,30 x 9,84"
H 140 cm | 55,11"

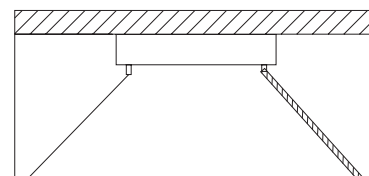
8 GU10 PAR 16 bulb x max 4W + 3 G9 bulb - 3000°K - 220 Vdc Dimmable: no



DOPAMINE PROJECT S6+2

LxW 90 x 25 cm | 35,43 x 9,84"
H 120 cm | 47,24"

6 GU10 PAR 16 bulb x max 4W + 2 G9 bulb - 3000°K - 220 Vdc Dimmable: no



Altezza - Height
MIN 24 cm - 9,44"

E Aggancio con tirante e cavo di alimentazione per sospensioni (E)
Hook with metal cables and power cord for suspension (E)

L Aggancio da definire (L) - Hooks to be defined (L)

Dopamine


Alexey Danilin

Particolari - Details

Collezione in acciaio realizzata su disegno. Gli elementi sono curvati a mano da maestri artigiani su sagome. Saldature ad argento. Alcune componenti sono tornite e fresate. DOPAMINE S1 e DOPAMINE s2 hanno come fonte luminosa lampadine GU10 direzionate verso il basso. DOPAMINE project si arricchisce di sospensioni con sfera in borosilicato per illuminare l'intera composizione anche dall'alto. Dopamine è decorata successivamente in colori ral. E' possibile richiedere differenti colorazioni RAL.

Steel collection made to design. The elements are hand bent by master craftsmen on templates. Silver soldering. Some components are turned and milled. DOPAMINE S1 and DOPAMINE s2 have GU10 bulbs directed downwards as a light source. DOPAMINE project is enhanced with borosilicate sphere suspensions to illuminate the entire composition also from above. Dopamine is subsequently decorated in RAL colours. It is possible to request different RAL colours.

Metalli - Metals



Color



* Specifiche agganci - Info on hooks pag. 122 - 123 *

* Altre finiture e colori su richiesta - Other finishes and colors on request - see pag. 124-125 *